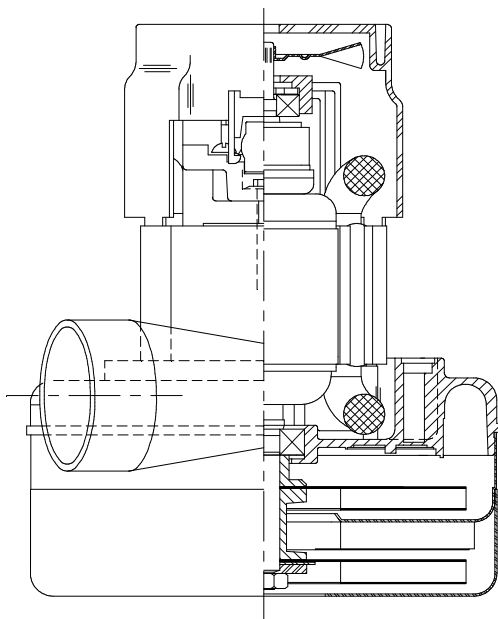


**AMETEK****LAMB ELECTRIC****Product Bulletin****Model: 119692-00****DESCRIPTION**

- Two stage
- 240 volts
- 5.7"/145 mm diameter
- Double ball bearings
- Single speed
- Tangential bypass discharge
- Aluminum fan end bracket
- Aluminum commutator bracket
- RFI Suppressors

**DESIGN APPLICATION**

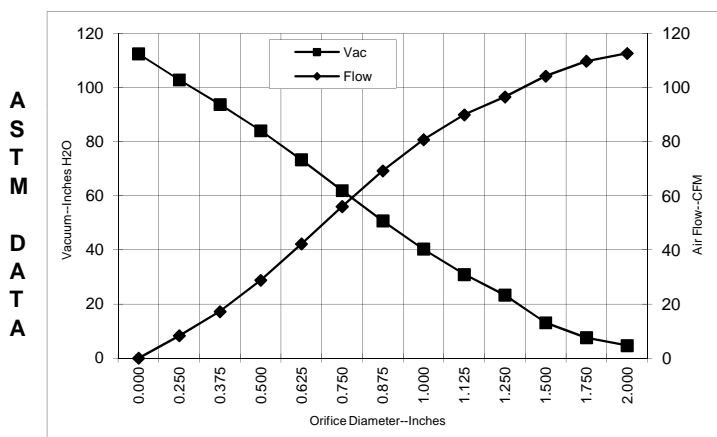
- Equipment operating in environments requiring separation of working air from motor ventilating air
- Designed to handle clean, dry, filtered air only

**SPECIAL FEATURES**

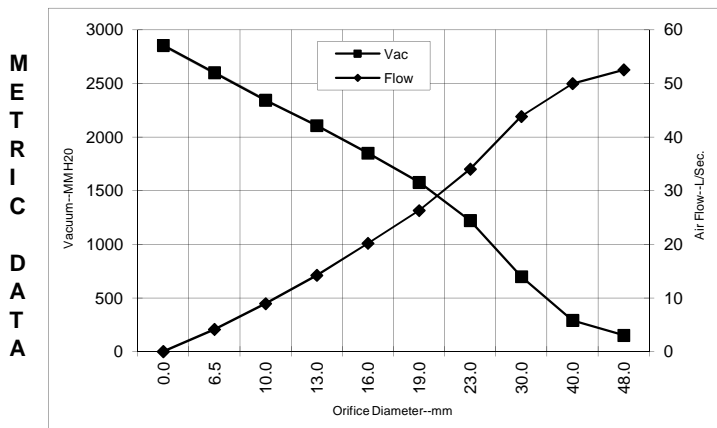
- Suitable for 240 volt AC operation, 50/60 Hz
- UL recognized, category PRGY2 (E47185)
- Provision for grounding
- Integral 10microhenry EMI suppressors
- Skeleton-frame design
- Non-loading fans
- 10 mm shaft and bearing system
- Aluminum fan end bracket designed to dampen vibration and improve durability
- The Lamb Electric vacuum motor line offers a wide range of performance levels to meet design needs

**TYPICAL MOTOR PERFORMANCE.\***

(At 240 volts, 60Hz, test data is corrected to standard conditions of 29.92 Hg, 68° F.)



Orifice (Inches)	Amps	Watts (In)	RPM	Vac (In.H2O)	Flow (CFM)	Air Watts
2.000	6.9	1562	20922	4.7	112.6	62
1.750	6.9	1566	20935	7.6	109.7	98
1.500	6.9	1561	20922	13.1	104.2	160
1.250	6.9	1557	20992	23.3	96.5	264
1.125	6.8	1544	21060	30.9	89.9	327
1.000	6.7	1522	21227	40.3	80.7	382
0.875	6.5	1471	21587	50.7	69.2	412
0.750	6.1	1393	22110	61.9	56.0	407
0.625	5.7	1300	22887	73.3	42.2	363
0.500	5.2	1191	23890	84.0	28.8	284
0.375	4.6	1074	25105	93.7	17.2	189
0.250	4.3	990	26302	102.8	8.3	100
0.000	4.3	1003	27435	112.4	0.0	0



Orifice (mm)	Amps	Watts (In)	RPM	Vac (mm H2O)	Flow (L/Sec)	Air Watts
48.0	6.9	1564	20928	151	52.5	78
40.0	6.9	1563	20926	291	50.0	141
30.0	6.8	1550	21029	698	43.8	299
23.0	6.5	1484	21497	1222	34.0	405
19.0	6.1	1391	22126	1578	26.3	406
16.0	5.7	1304	22856	1850	20.2	365
13.0	5.2	1202	23790	2106	14.2	292
10.0	4.7	1092	24923	2343	8.9	203
6.5	4.3	994	26242	2600	4.1	104
0.0	4.3	1003	27435	2855	0.0	0

Note: Metric performance data is calculated from the ASTM data above.

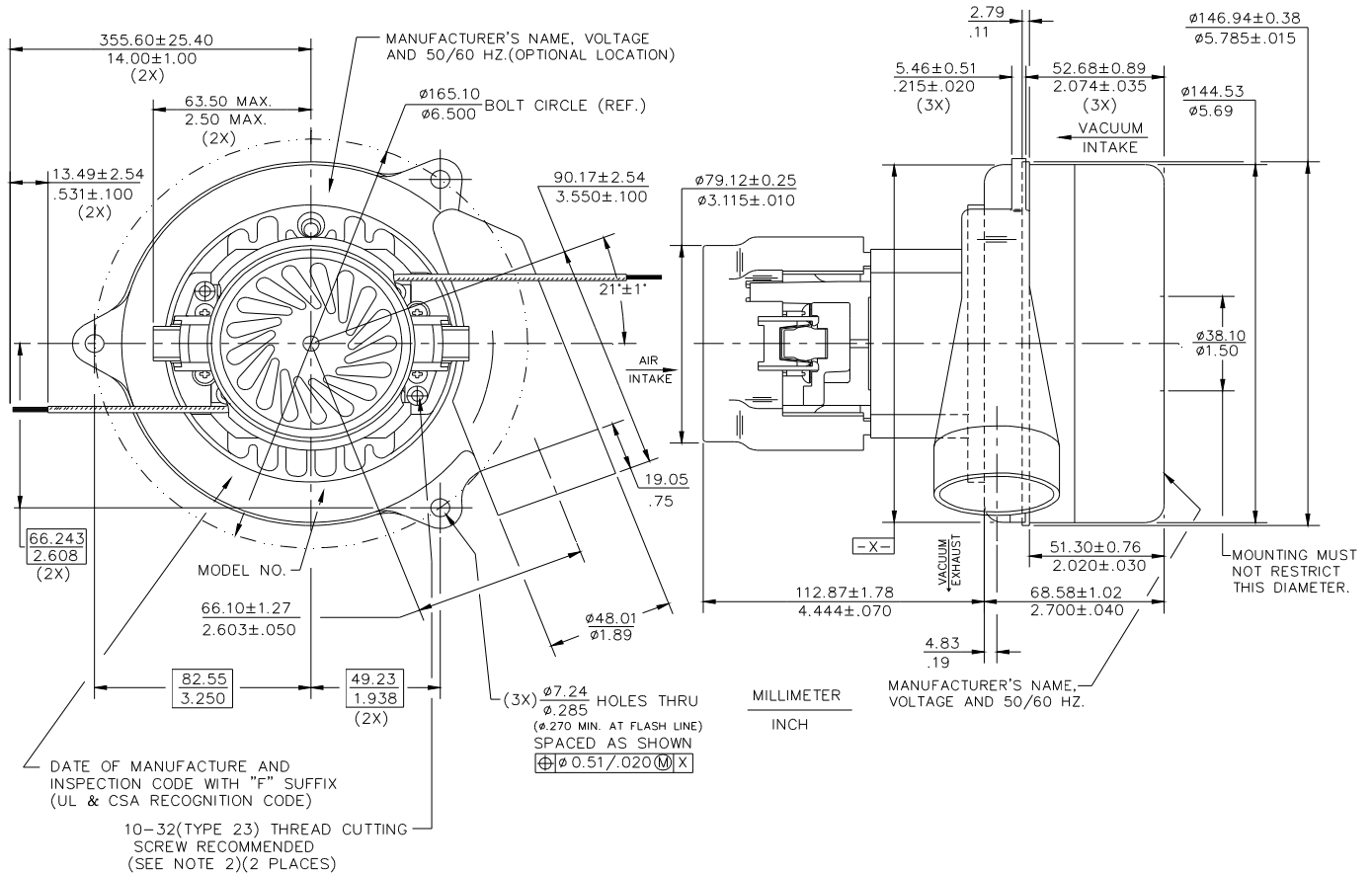
\* Data represents performance of a typical motor sampled from a large production quantity. Individual motor data may vary due to normal manufacturing variations.

Test Specs:	240 volts	Minimum Sealed Vacuum: 103"	ORIFICE:	13mm	Minimum Vacuum: 77"	Maximum Watts:	1350
-------------	-----------	-----------------------------	----------	------	---------------------	----------------	------

**DIMENSIONS**

**NOTES:**

1. LEADS: 18 GA. STRANDED, LEADS CAN BE ANY COLOR EXCEPT GREEN OR GREEN WITH YELLOW STRIPE.
2. GROUNDING OR EARTHING PROVISIONS: USE HOLES AS INDICATED FOR GROUNDING OR EARTHING.  
REFER TO APPROPRIATE LISTING OR REGULATORY AGENCY FOR PROPER METHOD OF GROUNDING OR EARTHING.



**IMPORTANT NOTE:** Pictorial and dimensional data are subject to change without notice. Contact factory for current revision levels.

**WARNING** - When using AMETEK Lamb Electric bypass motors in machines that come in contact with foam, liquid (including water), or other foreign substances, the machine must be designed and constructed to prevent those substances from reaching the fan system, motor housing, and electrical components. Lamb Electric vacuum motors other than hazardous duty models should not be applied in machines that come in contact with dry chemicals or other volatile materials. Failure to observe these precautions could cause flashing (depending on volatility) or electrical shock which could result in property damage and severe bodily injury, including death in extreme cases. All applications incorporating Lamb Electric motors should be submitted to appropriate organizations or agencies for testing specifically related to the safety of your equipment.

**AMETEK/Floorcare & Specialty Motors**  
**www.ametekfsm.com**